


# SKiiP 37NAB12T4V1



MiniSKiiP® 3

## SKiiP 37NAB12T4V1

### Features

- Trench 4 IGBTs
- Robust and soft freewheeling diodes in CAL technology
- Highly reliable spring contacts for electrical connections
- UL recognised file no. E63532

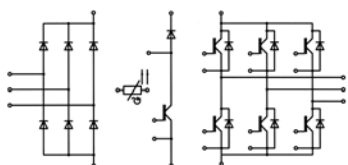
### Typical Applications\*

- Inverter up to 36 kVA
- Typical motor power 22 kW

### Remarks


- $V_{CEsat}$ ,  $V_F$  = chip level value
- Case temp. limited to  $T_C = 125^\circ\text{C}$  max. (for baseplateless modules  $T_C = T_S$ )
- product rel. results valid for  $T_j \leq 150$  (recomm.  $T_{op} = -40 \dots +150^\circ\text{C}$ )

Absolute Maximum Ratings				
Symbol	Conditions	Values	Unit	
<b>Inverter - IGBT</b>				
$V_{CES}$	$T_j = 25^\circ\text{C}$	1200	V	
$I_C$	$T_j = 150^\circ\text{C}$	$T_s = 25^\circ\text{C}$	81	A
		$T_s = 70^\circ\text{C}$	62	A
$I_C$	$T_j = 175^\circ\text{C}$	$T_s = 25^\circ\text{C}$	90	A
		$T_s = 70^\circ\text{C}$	73	A
$I_{Cnom}$		75	A	
$I_{CRM}$	$I_{CRM} = 3 \times I_{Cnom}$	225	A	
$V_{GES}$		-20 ... 20	V	
$t_{psc}$	$V_{CC} = 800\text{ V}$ $V_{GE} \leq 15\text{ V}$ $V_{CES} \leq 1200\text{ V}$	$T_j = 150^\circ\text{C}$	10	$\mu\text{s}$
$T_j$		-40 ... 175	$^\circ\text{C}$	
<b>Chopper - IGBT</b>				
$V_{CES}$	$T_j = 25^\circ\text{C}$	1200	V	
$I_C$	$T_j = 150^\circ\text{C}$	$T_s = 25^\circ\text{C}$	81	A
		$T_s = 70^\circ\text{C}$	62	A
$I_C$	$T_j = 175^\circ\text{C}$	$T_s = 25^\circ\text{C}$	90	A
		$T_s = 70^\circ\text{C}$	73	A
$I_{Cnom}$		75	A	
$I_{CRM}$	$I_{CRM} = 3 \times I_{Cnom}$	225	A	
$V_{GES}$		-20 ... 20	V	
$t_{psc}$	$V_{CC} = 800\text{ V}$ $V_{GE} \leq 15\text{ V}$ $V_{CES} \leq 1200\text{ V}$	$T_j = 150^\circ\text{C}$	10	$\mu\text{s}$
$T_j$		-40 ... 175	$^\circ\text{C}$	
<b>Inverse - Diode</b>				
$V_{RRM}$	$T_j = 25^\circ\text{C}$	1200	V	
$I_F$	$T_j = 150^\circ\text{C}$	$T_s = 25^\circ\text{C}$	74	A
		$T_s = 70^\circ\text{C}$	55	A
$I_F$	$T_j = 175^\circ\text{C}$	$T_s = 25^\circ\text{C}$	83	A
		$T_s = 70^\circ\text{C}$	66	A
$I_{Fnom}$		75	A	
$I_{FRM}$	$I_{FRM} = 3 \times I_{Fnom}$	225	A	
$I_{FSM}$	$t_p = 10\text{ ms, sin } 180^\circ, T_j = 150^\circ\text{C}$	430	A	
$T_j$		-40 ... 175	$^\circ\text{C}$	
<b>Freewheeling - Diode</b>				
$V_{RRM}$	$T_j = 25^\circ\text{C}$	1200	V	
$I_F$	$T_j = 150^\circ\text{C}$	$T_s = 25^\circ\text{C}$	74	A
		$T_s = 70^\circ\text{C}$	55	A
$I_F$	$T_j = 175^\circ\text{C}$	$T_s = 25^\circ\text{C}$	83	A
		$T_s = 70^\circ\text{C}$	66	A
$I_{Fnom}$		75	A	
$I_{FRM}$	$I_{FRM} = 3 \times I_{Fnom}$	225	A	
$I_{FSM}$	$t_p = 10\text{ ms, sin } 180^\circ, T_j = 150^\circ\text{C}$	430	A	
$T_j$		-40 ... 175	$^\circ\text{C}$	



NAB

# SKiiP 37NAB12T4V1



MiniSKiiP® 3

## SKiiP 37NAB12T4V1

### Features

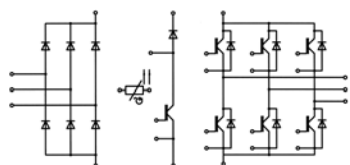
- Trench 4 IGBTs
- Robust and soft freewheeling diodes in CAL technology
- Highly reliable spring contacts for electrical connections
- UL recognised file no. E63532

### Typical Applications\*

- Inverter up to 36 kVA
- Typical motor power 22 kW

### Remarks

- $V_{CEsat}$ ,  $V_F$  = chip level value
- Case temp. limited to  $T_C = 125^\circ\text{C}$  max. (for baseplateless modules  $T_C = T_S$ )
- product rel. results valid for  $T_j \leq 150$  (recomm.  $T_{op} = -40 \dots +150^\circ\text{C}$ )




NAB

Absolute Maximum Ratings				
Symbol	Conditions	Values	Unit	
<b>Rectifier - Diode</b>				
$V_{RRM}$	$T_j = 25^\circ\text{C}$	1600	V	
$I_F$	$T_s = 25^\circ\text{C}, T_j = 150^\circ\text{C}$	81	A	
$I_{Fnom}$		25	A	
$I_{FSM}$	10 ms	$T_j = 25^\circ\text{C}$	700	A
	sin 180°	$T_j = 150^\circ\text{C}$	490	A
$I^2t$	10 ms	$T_j = 25^\circ\text{C}$	2400	A <sup>2</sup> s
	sin 180°	$T_j = 150^\circ\text{C}$	1200	A <sup>2</sup> s
$T_j$		-40 ... 150	°C	
<b>Module</b>				
$I_{t(RMS)}$	$T_{terminal} = 80^\circ\text{C}, 20\text{A per spring}$	80	A	
$T_{stg}$		-40 ... 125	°C	
$V_{isol}$	AC sinus 50Hz, 1 min	2500	V	

Characteristics					
Symbol	Conditions	min.	typ.	max.	Unit
<b>Inverter - IGBT</b>					
$V_{CE(sat)}$	$I_C = 75\text{ A}$ $V_{GE} = 15\text{ V}$ chipelevel	$T_j = 25^\circ\text{C}$	1.85	2.10	V
		$T_j = 150^\circ\text{C}$	2.25	2.45	V
$V_{CE0}$		$T_j = 25^\circ\text{C}$	0.8	0.9	V
		$T_j = 150^\circ\text{C}$	0.7	0.8	V
$r_{CE}$	$V_{GE} = 15\text{ V}$	$T_j = 25^\circ\text{C}$	14	16	mΩ
		$T_j = 150^\circ\text{C}$	21	22	mΩ
$V_{GE(th)}$	$V_{GE} = V_{CE}\text{ V}, I_C = 3\text{ mA}$	5	5.8	6.5	V
$I_{CES}$	$V_{GE} = 0\text{ V}$ $V_{CE} = 1200\text{ V}$	$T_j = 25^\circ\text{C}$	0.1	0.3	mA
					mA
$C_{ies}$	$V_{CE} = 25\text{ V}$ $V_{GE} = 0\text{ V}$	$f = 1\text{ MHz}$	4.40		nF
$C_{oes}$		$f = 1\text{ MHz}$	0.29		nF
$C_{res}$		$f = 1\text{ MHz}$	0.23		nF
$Q_G$	- 8 V...+ 15 V		425		nC
$R_{Gint}$	$T_j = 25^\circ\text{C}$		10.00		Ω
$t_{d(on)}$	$V_{CC} = 600\text{ V}$	$T_j = 150^\circ\text{C}$	150		ns
$t_r$	$I_C = 75\text{ A}$	$T_j = 150^\circ\text{C}$	35		ns
$E_{on}$	$R_{Gon} = 2\ \Omega$	$T_j = 150^\circ\text{C}$	9.7		mJ
$t_{d(off)}$	$R_{Goff} = 2\ \Omega$	$T_j = 150^\circ\text{C}$	355		ns
$t_f$		$T_j = 150^\circ\text{C}$	60		ns
$E_{off}$	$V_{GE} = +15/-15\text{ V}$	$T_j = 150^\circ\text{C}$	6.8		mJ
$R_{th(j-s)}$	per IGBT		0.58		K/W
<b>Chopper - IGBT</b>					
$V_{CE(sat)}$	$I_C = 75\text{ A}$ $V_{GE} = 15\text{ V}$ chipelevel	$T_j = 25^\circ\text{C}$	1.85	2.10	V
		$T_j = 150^\circ\text{C}$	2.25	2.45	V
$V_{CE0}$		$T_j = 25^\circ\text{C}$	0.8	0.9	V
		$T_j = 150^\circ\text{C}$	0.7	0.8	V
$r_{CE}$	$V_{GE} = 15\text{ V}$	$T_j = 25^\circ\text{C}$	14	16	mΩ
		$T_j = 150^\circ\text{C}$	21	22	mΩ
$V_{GE(th)}$	$V_{GE} = V_{CE}\text{ V}, I_C = 3\text{ mA}$	5	5.8	6.5	V
$I_{CES}$	$V_{GE} = 0\text{ V}$ $V_{CE} = 1200\text{ V}$	$T_j = 25^\circ\text{C}$	0.1	0.3	mA
		$T_j = 150^\circ\text{C}$			mA
$Q_G$	- 8 V...+ 15 V		425		nC
$R_{Gint}$	$T_j = 25^\circ\text{C}$		10.00		Ω

# SKiiP 37NAB12T4V1



MiniSKiiP® 3

## SKiiP 37NAB12T4V1

### Features

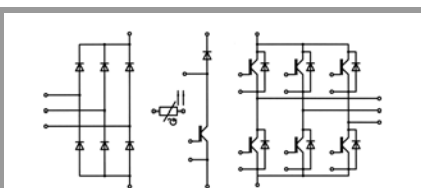
- Trench 4 IGBTs
- Robust and soft freewheeling diodes in CAL technology
- Highly reliable spring contacts for electrical connections
- UL recognised file no. E63532

### Typical Applications\*

- Inverter up to 36 kVA
- Typical motor power 22 kW

### Remarks

- $V_{CEsat}$ ,  $V_F$  = chip level value
- Case temp. limited to  $T_C = 125^\circ\text{C}$  max. (for baseplateless modules  $T_C = T_S$ )
- product rel. results valid for  $T_j \leq 150$  (recomm.  $T_{op} = -40 \dots +150^\circ\text{C}$ )



NAB

Characteristics						
Symbol	Conditions		min.	typ.	max.	Unit
<b>Chopper - IGBT</b>						
$t_{d(on)}$	$V_{CC} = 600\text{ V}$	$T_j = 150^\circ\text{C}$		150		ns
$t_r$	$I_C = 75\text{ A}$	$T_j = 150^\circ\text{C}$		35		ns
$E_{on}$	$R_{G\ on} = 2\ \Omega$	$T_j = 150^\circ\text{C}$		9.7		mJ
	$R_{G\ off} = 2\ \Omega$	$T_j = 150^\circ\text{C}$		355		ns
$t_{d(off)}$		$T_j = 150^\circ\text{C}$		60		ns
$t_f$		$T_j = 150^\circ\text{C}$		60		ns
$E_{off}$	$V_{GE} = +15/-15\text{ V}$	$T_j = 150^\circ\text{C}$		6.8		mJ
$R_{th(j-s)}$	per IGBT			0.58		K/W
<b>Inverse - Diode</b>						
$V_F = V_{EC}$	$I_F = 75\text{ A}$	$T_j = 25^\circ\text{C}$		2.2	2.5	V
	$V_{GE} = 0\text{ V}$ chiplevel	$T_j = 150^\circ\text{C}$		2.1	2.4	V
$V_{F0}$		$T_j = 25^\circ\text{C}$		1.3	1.5	V
		$T_j = 150^\circ\text{C}$		0.9	1.1	V
$r_F$		$T_j = 25^\circ\text{C}$		12	13	m $\Omega$
		$T_j = 150^\circ\text{C}$		16	18	m $\Omega$
$I_{RRM}$	$I_F = 75\text{ A}$	$T_j = 150^\circ\text{C}$		62		A
$Q_{rr}$	$di/dt_{off} = 1940\text{ A}/\mu\text{s}$	$T_j = 150^\circ\text{C}$		12.6		$\mu\text{C}$
$E_{rr}$	$V_{GE} = -15\text{ V}$ $V_{CC} = 600\text{ V}$	$T_j = 150^\circ\text{C}$		4.9		mJ
$R_{th(j-s)}$	per Diode			0.75		K/W
<b>Freewheeling - Diode</b>						
$V_F = V_{EC}$	$I_F = 75\text{ A}$	$T_j = 25^\circ\text{C}$		2.2	2.5	V
	$V_{GE} = 0\text{ V}$ chiplevel	$T_j = 150^\circ\text{C}$		2.1	2.4	V
$V_{F0}$		$T_j = 25^\circ\text{C}$		1.3	1.5	V
		$T_j = 150^\circ\text{C}$		0.9	1.1	V
$r_F$		$T_j = 25^\circ\text{C}$		12	13	m $\Omega$
		$T_j = 150^\circ\text{C}$		16	18	m $\Omega$
$I_{RRM}$	$I_F = 75\text{ A}$	$T_j = 150^\circ\text{C}$		62		A
$Q_{rr}$	$di/dt_{off} = 1940\text{ A}/\mu\text{s}$	$T_j = 150^\circ\text{C}$		12.6		$\mu\text{C}$
$E_{rr}$	$V_{GE} = -15\text{ V}$ $V_{CC} = 600\text{ V}$	$T_j = 150^\circ\text{C}$		4.9		mJ
$R_{th(j-s)}$	per Diode			0.75		K/W
<b>Rectifier - Diode</b>						
$V_F = V_{EC}$	$I_F = 25\text{ A}$	$T_j = 25^\circ\text{C}$		1	1.21	V
	$V_{GE} = 0\text{ V}$ chiplevel	$T_j = 125^\circ\text{C}$			1.1	V
$V_{F0}$		$T_j = 25^\circ\text{C}$			1.0	V
		$T_j = 125^\circ\text{C}$			0.8	V
$r_F$		$T_j = 25^\circ\text{C}$		4.8	9.3	m $\Omega$
		$T_j = 125^\circ\text{C}$			11	m $\Omega$
$R_{th(j-s)}$	per Diode			0.9		K/W
<b>Module</b>						
$M_s$	to heat sink			2	2.5	Nm
$w$				95		g
<b>Temperatur Sensor</b>						
$R_{100}$	$T_r = 100^\circ\text{C}$ , tolerance = 3 %			1670 $\pm$ 3%		$\Omega$
$R(T)$	$R(T) = 1000\ \Omega [1 + A(T - 25^\circ\text{C}) + B(T - 25^\circ\text{C})^2]$ $A = 7.635 \cdot 10^{-3}\ \text{C}^{-1}$ , $B = 1.731 \cdot 10^{-5}\ \text{C}^{-2}$					

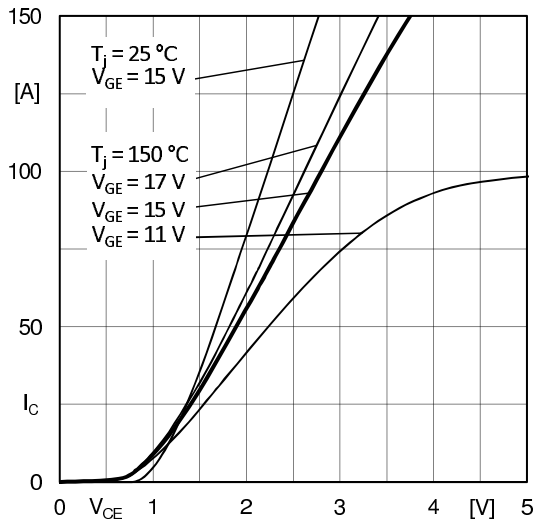


Fig. 1: Typ. output characteristic

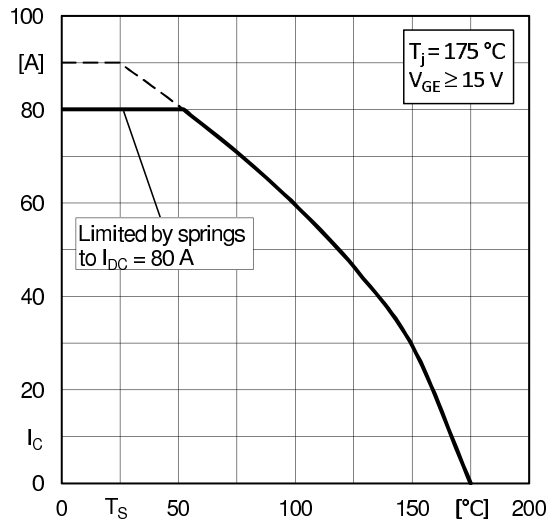


Fig. 2: Typ. rated current vs. temperature  $I_C = f(T_S)$

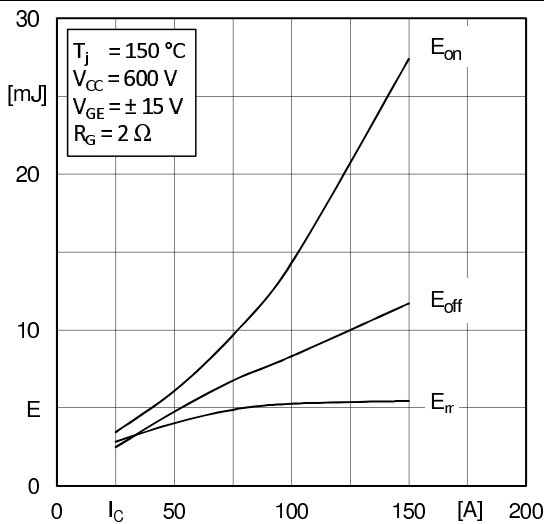


Fig. 3: Typ. turn-on /-off energy = f(Ic)

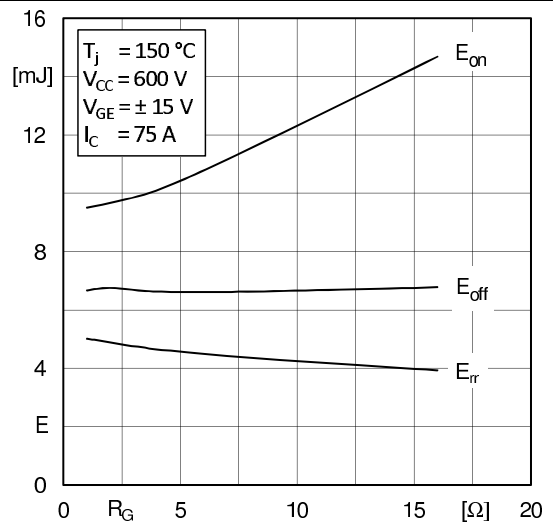


Fig. 4: Typ. turn-on /-off energy = f(Rg)

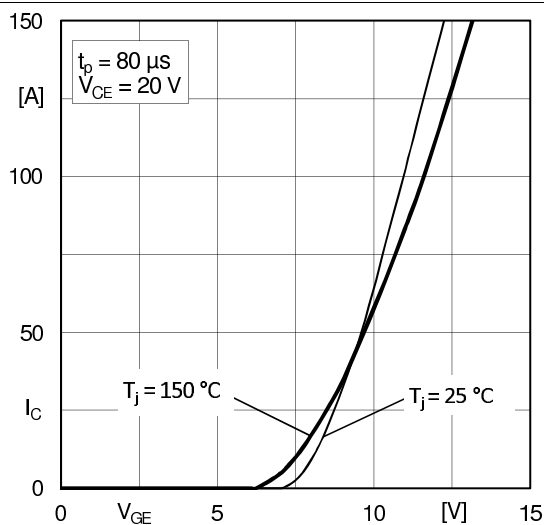


Fig. 5: Typ. transfer characteristic

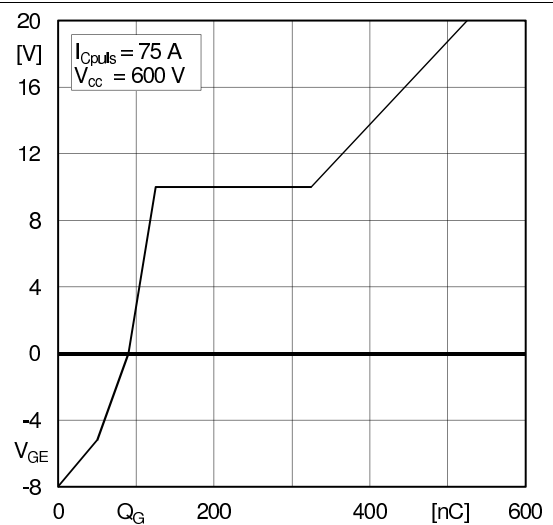
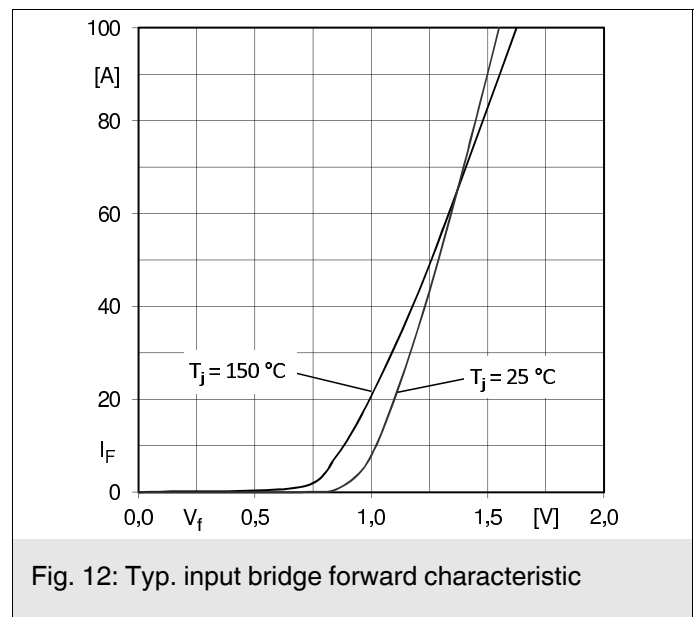
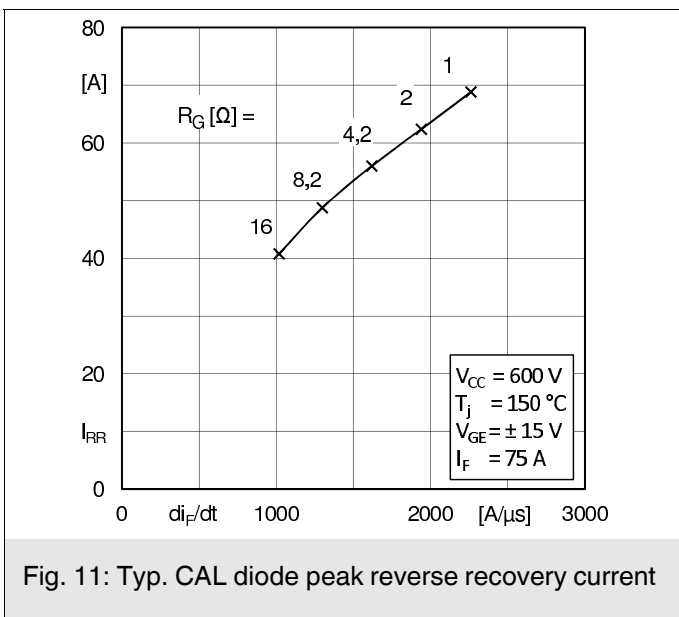
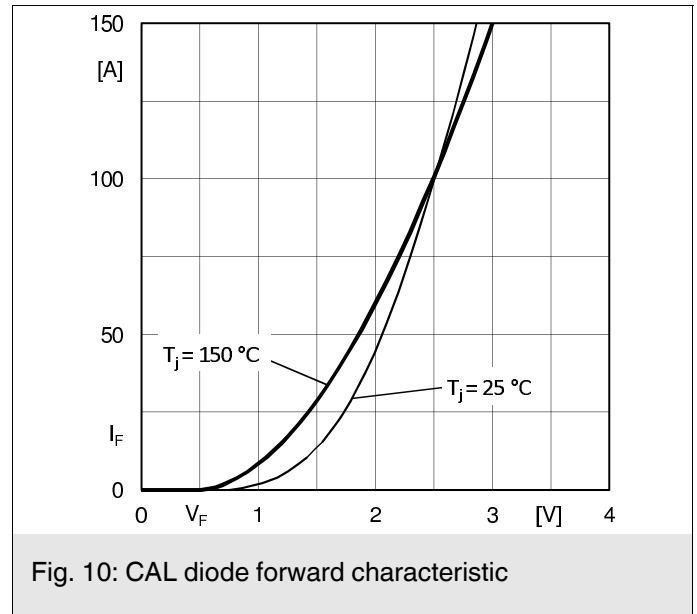
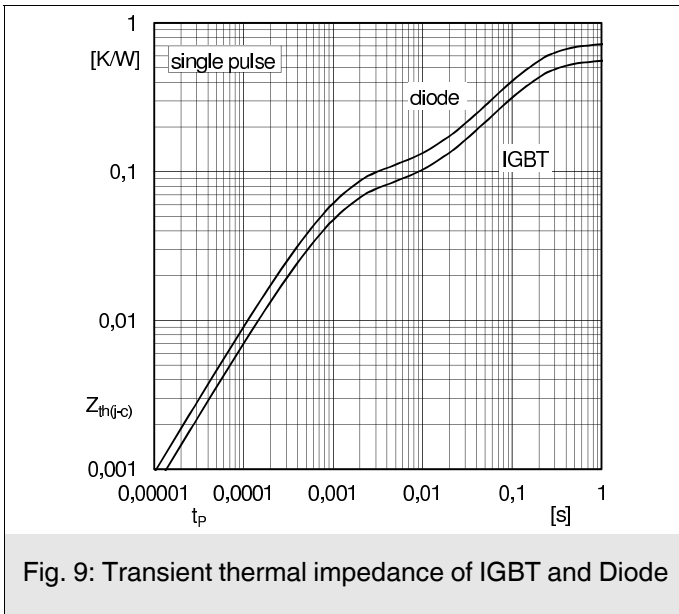
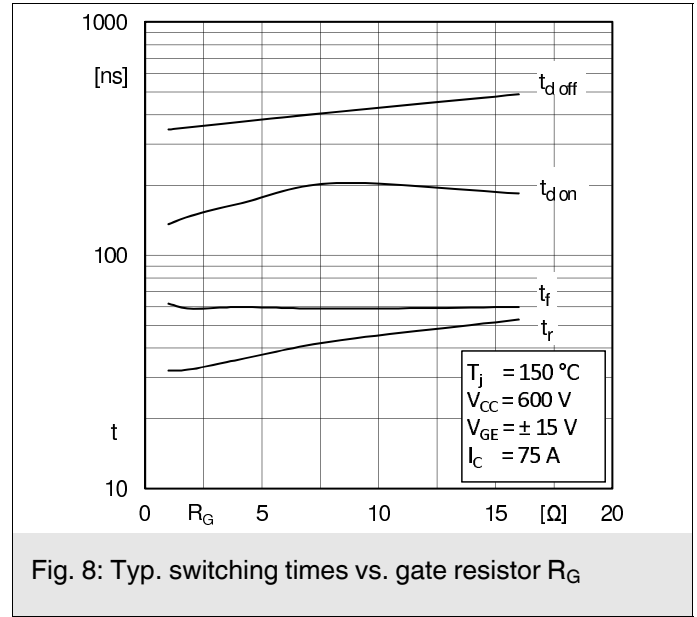
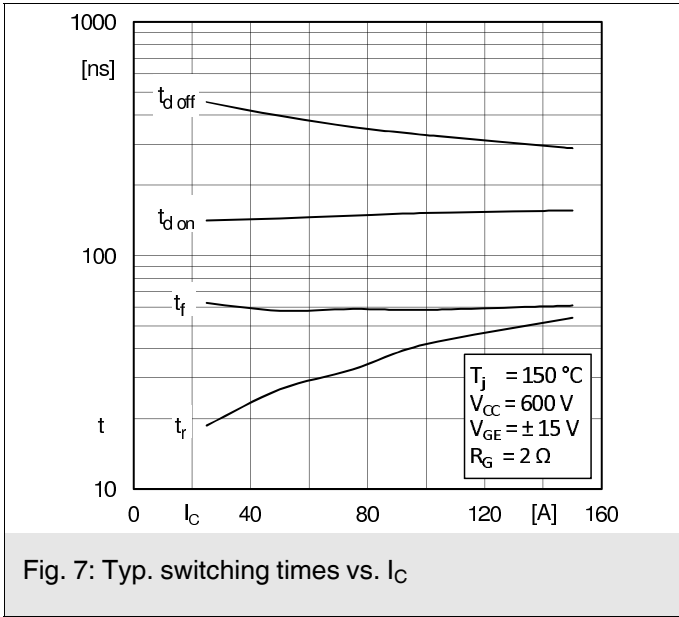
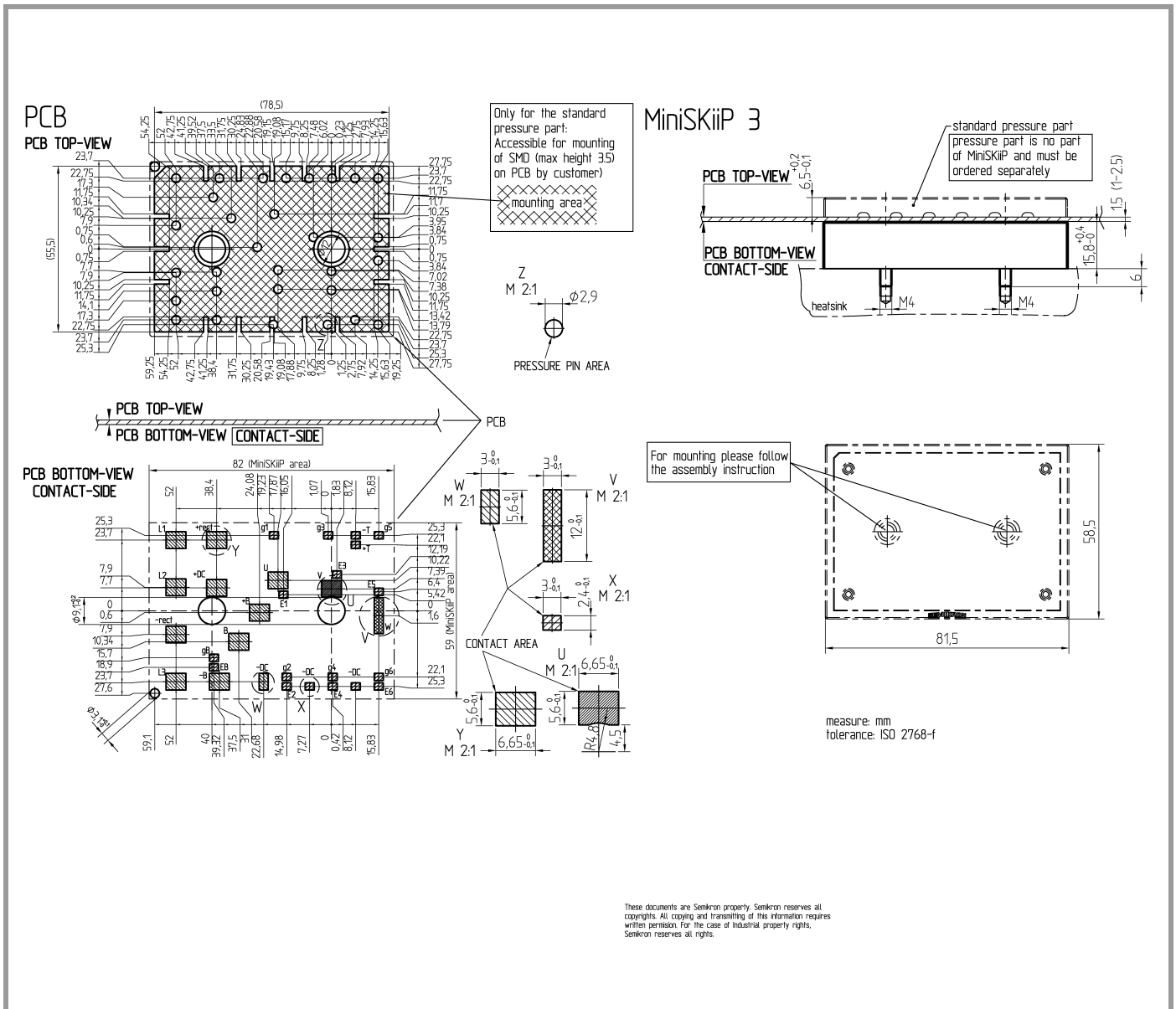


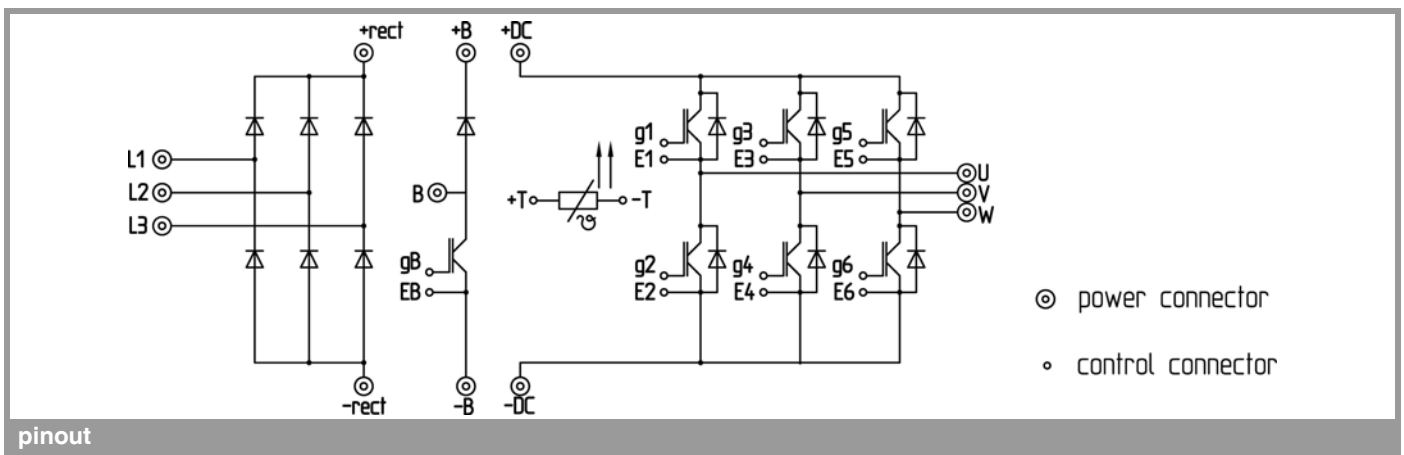
Fig. 6: Typ. gate charge characteristic



# SKiiP 37NAB12T4V1



pinout, dimensions



This is an electrostatic discharge sensitive device (ESDS), international standard IEC 60747-1, Chapter IX

\* The specifications of our components may not be considered as an assurance of component characteristics. Components have to be tested for the respective application. Adjustments may be necessary. The use of SEMIKRON products in life support appliances and systems is subject to prior specification and written approval by SEMIKRON. We therefore strongly recommend prior consultation of our staff.



element14

---

**EN** - For pricing and availability in your local country please visit one of the below links:

**DE** - Informationen zu Preisen und Verfügbarkeit in Ihrem Land erhalten Sie über die unten aufgeführten Links:

**FR** - Pour connaître les tarifs et la disponibilité dans votre pays, cliquez sur l'un des liens suivants:

[SKIIP 37NAB12T4V10](#)

**EN**

This Datasheet is presented by  
the manufacturer

**DE**

Dieses Datenblatt wird vom  
Hersteller bereitgestellt

**FR**

Cette fiche technique est  
présentée par le fabricant